






Level 1: Mobility (moderate or more severe discomfort)

Click on the title or find all the exercises on CCGI YouTube 

✓ Exercises	Instructions	Tips/Notes
<p>Knee to chest stretching</p> 	<p>Lie on your back, knees bent, feet flat on the floor. Gently hug one knee to the chest, towards the same shoulder, holding behind the back of the knee. Hold for 20 seconds then hug the knee towards the opposite shoulder for 20 seconds. Repeat with the other leg. Then repeat, pulling both knees toward the chest, hold for 20 seconds.</p>	<ul style="list-style-type: none"> • • •
<p>Child's pose / Prayer stretch</p> 	<p>Kneel on all-fours, hands beneath your shoulders, knees beneath your hips. Leave your hands where they are and pull your pelvis down onto your heels. Feel the stretch in your spine as you reach away with your fingertips. Hold for 20-30 seconds.</p>	<ul style="list-style-type: none"> • • •
<p>Cat stretch</p> 	<p>Kneel on all-fours, hands beneath your shoulders, knees beneath your hips. Tuck your chin in and your tail underneath you and round your back towards the ceiling. Then lower your back down, arching your back the other way. Repeat 10 times.</p>	<ul style="list-style-type: none"> • • •
<p>Spinal rotation</p> 	<p>Lie on your back, and place your right foot on the left knee. Use your left hand to pull your right knee towards the floor keeping your right shoulder on the floor. Feel the stretch in the spine. Repeat on the other side, 2-3 times on each side.</p>	<ul style="list-style-type: none"> • • •
<p>Pelvic tilts</p> 	<p>Lie on your back, knees bent, feet flat on the floor hip-width apart. Tighten your stomach muscles and flatten your lower back into the floor, gently tilting the pelvis up. Hold, and then return to the start position. Repeat 10 times.</p>	<ul style="list-style-type: none"> • • •

These exercises have been developed by the Canadian Chiropractic Guideline Initiative (CCGI) and are based on the latest evidence-based Clinical Practice Guidelines for the management of low back pain & chronic back-related leg pain.*

Find out more at www.chiroguidelines.org

* Bussièrès AE, Stewart G, Al-Zoubi F, Decina P, Descarreaux M, et al. (2017) Spinal Manipulative Therapy for the Management of Low Back Pain: A Guideline from the Canadian Chiropractic Guideline Initiative. In press.